



## Summer 2 Week 4 Online safety

Play TTRockstars 15 mins per day.



Look out for my challenge

Maths

Power Maths Use the login to the Summer Home Learning Book Week - 7  
Perimeter area and volume.

<https://preview.pearsonactivelearn.com/PowerMathsYear6>



RE

Take yourself to a quiet place and listen to some reflective music. As you're listening, think about your time at St. Benet's and all the fun times you've had. What are you most thankful for?

Create a prayer of thanks for your time at St. Benet's and decorate it with images that relate to your words.

Email me a copy, please.



Reading

Read the extract about Animals and answer the questions.

Click on the link below.


<https://TOIOSEM.exampnet>

Click on the resource tab to read the text then the question tab to read the questions. When you have completed the task click on the mark tab and you can check to see how well you've done.



Handwriting

Think about the importance of handwriting – correct letter formation, legibility, style. Copy the first two paragraphs from the Animals text that you have read.



Spellings

Practise your spellings 10 mins per day.

Use Spelling Frame to practise the rules you're unsure of.

e-safety

We all use online sites to find information and communicate with our friends but we need to be very careful when doing so. Why?

What do we need to think about when sharing information online with others?

Who should we tell if we see or hear something that worries us?

Multiplication

How quickly and, most importantly, accurately can you complete the multiplication calculations?



Writing



Use the writing prompt to create a story.

Geography


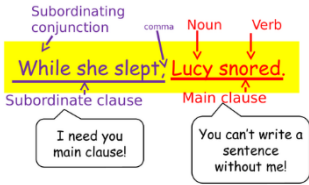

Use an atlas to find the capital cities, countries and continents.



Exercise

Enjoy a daily walk, run, bike ride, Joe Wicks, walk the dog...



<p>Create an information sheet to help others stay safe online.</p>		<p>Can you include the words however, eventually, invisible..</p>		
<p><b>e-safety</b>          What makes a safe username?           Is it good to have the same Username and password for every thing that you use online? Why?           Remember your user name should not be easily relatable to you and a good password should not be something that others can easily crack. Include letters, numbers, symbols, capital letters.           Complete the user name worksheet and create a poster to inform your peers what they need to do to create a strong password.</p>	<p><b>PSHE</b>          Sleep is very important to help us stay healthy. What time do you go to bed? If you have an early night does it make you feel different to when you have an early night?           Read through the worksheet and complete.</p> 	<p>Transition           You should, by now, have received some activities to complete for your new secondary school. Work through the work at your own pace. If need any help ask and adult; if you're at school, ask me; if you're at home email me and I'll try to help.           If you are struggling to complete the work online, get in touch and I'll see what I can do to get you a paper copy.</p>	<p>Grammar          Main and subordinate clauses.          A main clause makes sense by itself but a subordinate clause does not, it adds extra information. The subordinate clause can come at the beginning, the middle or the end of a sentence.           Complete the extended sentences worksheet making the sentences as interesting as possible.</p> 	

Hi, Year 6

I hope you continue to stay well and are managing to safely use technology to keep in contact with each Here is the next selection of activities for you to be getting on with. **Please email** any of the work you do or with any questions you have, and I'll get back to you as soon as I can. Remember to colour the squares as you complete them. I'm missing you all and I'm looking forward to a time when we can all be together to celebrate your time in Year 6

Stay safe

Love from,

Mrs Rowley 😊

[teachers@st-benets.durham.sch.uk](mailto:teachers@st-benets.durham.sch.uk)