




## Summer Term Two – Week Two and Week Three – Year 2

**The first card is for Week 2 Monday 8<sup>th</sup> June – Friday 12<sup>th</sup> June and then the second card is for Monday 15<sup>th</sup> June – Friday 19<sup>th</sup> June.**

**Colour in the boxes to show which activities you have completed. Please get in contact if I can help in any way. Mrs Canham**

<p><b><u>English</u></b> Go on LEXIA for 15 minutes a day. Remember you need to try and reach Level 9 before the end of the Summer Term. I will also be emailing skills builder booklets to support learning.</p>	<p><b><u>English</u></b> Write this week's spellings out in your best handwriting then write a SUPER sentence for each spelling. You will need to discuss the different meanings of each word.</p>	<p><b><u>English</u></b> Use the Common Exception Word list (attached separately) how many words can your child read and then spell. Put a dot if they couldn't and a tick if they could. Then try another two times during the week.</p>	<p><b><u>English</u></b> Using "Reading Comprehension A New Home" Read the text and answer the questions. Remember it is really important to look for the answers in the text. I have also attached the mark scheme so you can mark it together and discuss any misconceptions.</p> 	<p><b><u>English</u></b> To celebrate "Worlds Ocean Day" on 8<sup>th</sup> June. I would like you to create an acrostic poem about what is special about our world oceans. Think of adjectives, alliteration and rhyming words you could use to write a poem about what life is like in these oceans, the animals, the colours and why we should care for our oceans.</p> 	
<p><b><u>Maths</u></b> Play Times Table Rockstar for 15 minutes a day. Don't use Sound Check or Studio as these are recommended for pupils from end of Year 3.</p>	<p><b><u>Maths</u></b> Click on Power Maths Y2 link on Home Learning Page. Accept the T&amp;C's and allow the pop ups. Open up Year 2 Home Practice Book Summer Edition and complete Week 3 (Pages 36-55). You work together on the DISCOVER and SHARE and then complete the next page in their exercise book. It explains the method to use and how to solve each question.</p>	<p><b><u>Maths</u></b> <a href="https://www.topmarks.co.uk/maths-games/hit-the-button">https://www.topmarks.co.uk/maths-games/hit-the-button</a> Play for 15minutes a day. Complete the Times tables section – you should be able to complete x2, x5, x10 and some of you may know x3. Write how many points you got in your exercise book along with the date to see if you can get quicker during the week!</p>	<p><b><u>Maths</u></b> Make a poster for your x2, x5 and x10 tables. Take a picture and send them to me. Can you make up a fun song to help you learn to chant your times tables quickly?</p>	<p><b><u>Maths</u></b> Using objects at home (lego, coins, shells, cotton buds etc) Make arrays for the x2 and x5 tables. Draw them out into your book and write the calculation. e.g <math>2 \times 5 = 10</math></p> 	
<p><b><u>Religious Education</u></b> Read the attached document about Chloe and Phoebe then answer the following questions in full sentences. What is the difference between doing things accidentally and doing them on purpose? What happens when we sin, when we do bad things on purpose? Do you think that Chloe's action was a sin? How do you think she felt? How would you have felt if you had been Phoebe? Why do you think Chloe's Mum loved her in spite of what she had done? What do you think Chloe's Mum should do?</p>	<p><b><u>Theme "World Oceans Day"</u></b> For World Ocean Day – complete the dot to dot task (attached separately) and then colour in as neatly as you can. Remember to keep your pencil/felt tip/paint brush going in one direction.</p>	<p><b><u>Theme "World Oceans Day"</u></b> Oceans and Continents. Cut out the different oceans and continents and make your own world map with them. Listen to the continents and oceans song on YouTube to remind you of them in order from biggest to smallest.</p>	<p><b><u>Theme "World Oceans Day"</u></b> Research a sea creature which lives in the ocean. Can you draw a picture and write some fun facts about it?</p>	<p><b><u>Theme "World Oceans Day"</u></b> This year's theme for "World Ocean Day" encourages us to prevent plastic pollution and encourage solutions for a healthy ocean. Create a leaflet/poster to inform people about the damage that is being done to our oceans and sea creatures. Include positive messages to explain changes people can make to help our oceans.</p>	<p><b><u>PSHE "Health and Wellbeing"</u></b> Why is sleep important? Make a list of things which are good to do before you go to sleep and things which aren't good to do before you go to sleep. You could make a poster to remind everyone in your house what they need to do in order to get the Best Nights Sleep!  Find some time before bedtime to do something relaxing. It could be listening to some relaxing music or reading a story.</p>

## Summer Term Two – Week Two and Week Three – Year 2

**The first card is for Week 2 Monday 8<sup>th</sup> June – Friday 12<sup>th</sup> June and then the second card is for Monday 15<sup>th</sup> June – Friday 19<sup>th</sup> June.**

**Colour in the boxes to show which activities you have completed. Please get in contact if I can help in any way. Mrs Canham**

<p><u>English</u></p> <p>Go on LEXIA for 15 minutes a day. Remember you need to try and reach Level 9 before the end of the Summer Term. I will also be emailing skills builder booklets to support learning.</p>	<p><u>English</u></p> <p>Write this week's spellings out in your best handwriting then write a SUPER sentence for each spelling. You will need to discuss the different meanings of each word.</p>	<p><u>English</u></p> <p>Use the Common Exception Word list (attached separately) Go over any of the words/spellings which they found tricky last week. Look at the word together and think of a way of remembering how to spell it correctly.</p>	<p><u>English</u></p> <p>Using "Reading Comprehension How Teeth Grow" Read the text and answer the questions. Remember it is really important to look for the answers in the text. I have also attached the mark scheme so you can mark it together and discuss any misconceptions.</p>		<p><u>English</u></p> <p>Complete the attached PDF Week 3 Grammar Tasks – Complete answers in their exercise books and then discuss whether they have made any mistakes and why.</p>
<p><u>Maths</u></p> <p>Play Times Table Rockstar for 15 minutes a day. Don't use Sound Check or Studio as these are recommended for pupils from end of Year 3.</p>	<p><u>Maths</u></p> <p>Click on Power Maths Y2 link on Home Learning Page. Accept the T&amp;C's and allow the pop ups. Open up Year 2 Home Practice Book Summer Edition and complete Week 3 (Pages 56-67). You work together on the DISCOVER and SHARE and then complete the next page in their exercise book. It explains the method to use and how to solve each question.</p>		<p><u>Maths</u></p> <p><a href="https://www.topmarks.co.uk/maths-games/hit-the-button">https://www.topmarks.co.uk/maths-games/hit-the-button</a></p> <p>Play for 15minutes a day. Complete the Times tables section – you should be able to complete x2, x5, x10 and some of you may know x3.</p>	<p><u>Maths</u></p> <p>Spend some time each day looking back on your work around "telling the time" can you recognise the minute and hour hand. <a href="https://www.bbc.co.uk/bitesize/topics/zhk82hv">https://www.bbc.co.uk/bitesize/topics/zhk82hv</a> Give them a specific time... what time will it be in 5 minutes? 10 minutes? one hour? Can they write those times down in numbers and words.</p>	<p><u>Maths</u></p> <p><a href="https://www.bbc.co.uk/bitesize/topics/zqbg87h">https://www.bbc.co.uk/bitesize/topics/zqbg87h</a></p> <p>Watch these clips about multiplication and division. Give some simple multiplication and division calculations for your child to complete. If they find it tricky stick to x2,x5,x10 but you could include x3. Encourage them to draw counters to help them solve it.</p> <p>20 divided by 4 =</p> <p>Draw the 20 counters and divide into 4 groups.</p>
<p><u>Religious Education</u></p> <p>Read Summer 2 Week 3 PDF. Then answer: How do you think Peter felt when he heard what Jesus had to say? How do you feel? How do you make up with others after something has gone wrong?</p> <p>Talk about forgiving - what do I need to do when someone has hurt me? Recall a time when this has happened to you, make a story board about it, include links between the story of Jesus and forgiveness.</p>	<p><u>June 21<sup>st</sup> 2020</u></p> <p>Father's Day</p> <p>Can you make a special card for a special man in your life? It could be someone you haven't been able to see recently. I bet they would love to get something special from you. How about writing a special poem about them inside and telling them why you are so thankful for them?</p>	<p><u>Theme "Staying Healthy"</u></p> <p>Take part in Joe Wick's PE lessons each day. Can you design your own workout and even record it? Get your grownups involved! Please send them – I would love to see what you created!</p>	<p><u>Theme "Staying Healthy"</u></p> <p>Ask an adult to draw a plate template in your book. Can you come up with a really healthy breakfast, lunch and dinner plate. You could draw the food on or write them.</p> <p>Remember we learnt about different food types and how to make it balanced – can you do that with your dishes?</p>	<p><u>Theme "Staying Healthy"</u></p> <p>Create a booklet about how to keep healthy. Thinking about how to keep your teeth clean, your skin healthy, importance of washing your hands, exercising, having a balanced diet and getting the right amount of sleep.</p>	<p><u>PSHE "Relationships"</u></p> <p>Talk about how you make friends, where do you make friends? What is really important in friendship?</p> <p>Draw a picture of you and your friends – what would you be doing? How do you feel when you think about being with your friends? Write those words around the picture.</p> <p>Now draw a picture of someone who is lonely? What would they be doing? Where are they? How might they be feeling? Write words to describe what it feels like to be lonely around the picture. Next, I would like you to write 5 top tips of advice you can give to someone who might be feeling lonely or finding it hard to make friends.</p>